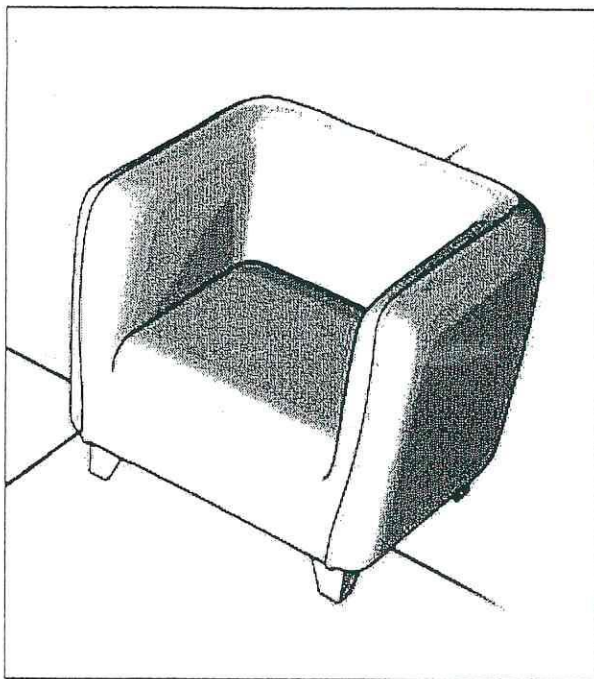


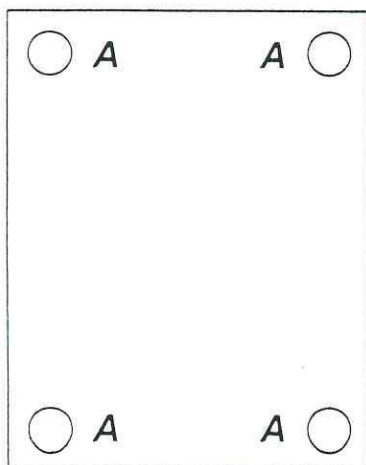


Монтажна схема Installation manual



Крак - 4 бр. Legs - 4 pcs.		A	Винт - 6x50 - 8 бр. Screw - 6x50 - 8 pcs.		B
-------------------------------	-------------------------------------------------------------------------------------	----------	----------------------------------------------	-------------------------------------------------------------------------------------	----------



За инсталирането на краката са Ви
нужни винтоверт или дрелка и може да
бъде извършено от един човек.

For the installation of the legs
and connector you will need drill tool and
could be done by 1 person.