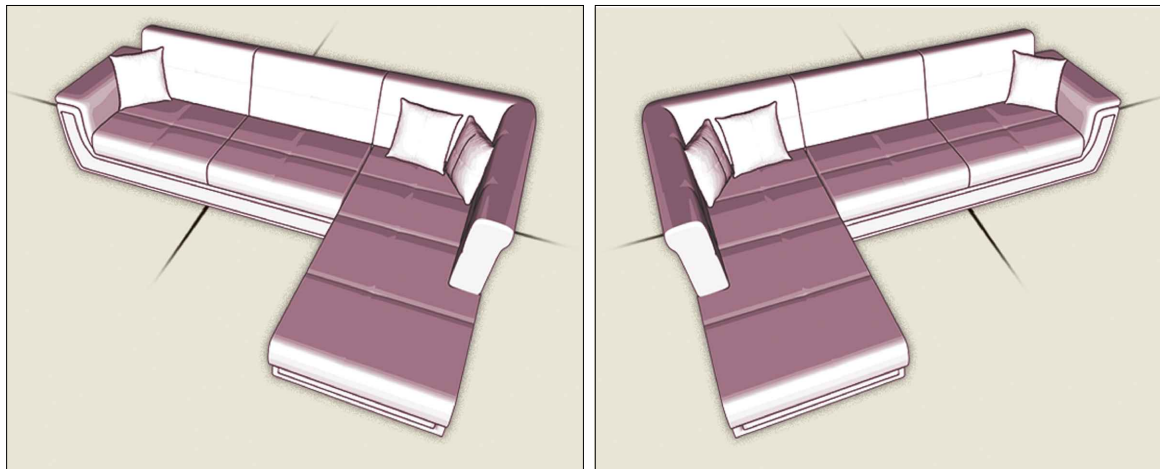
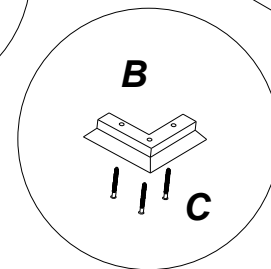
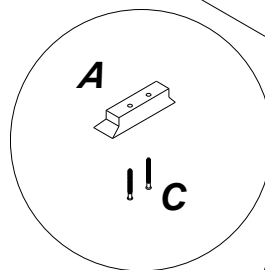
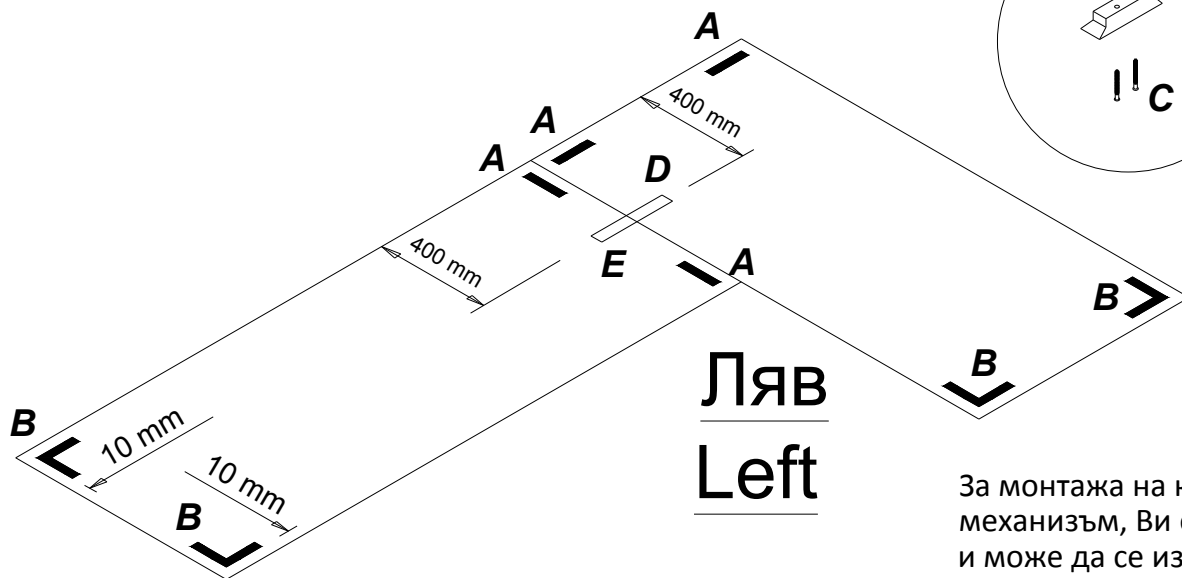
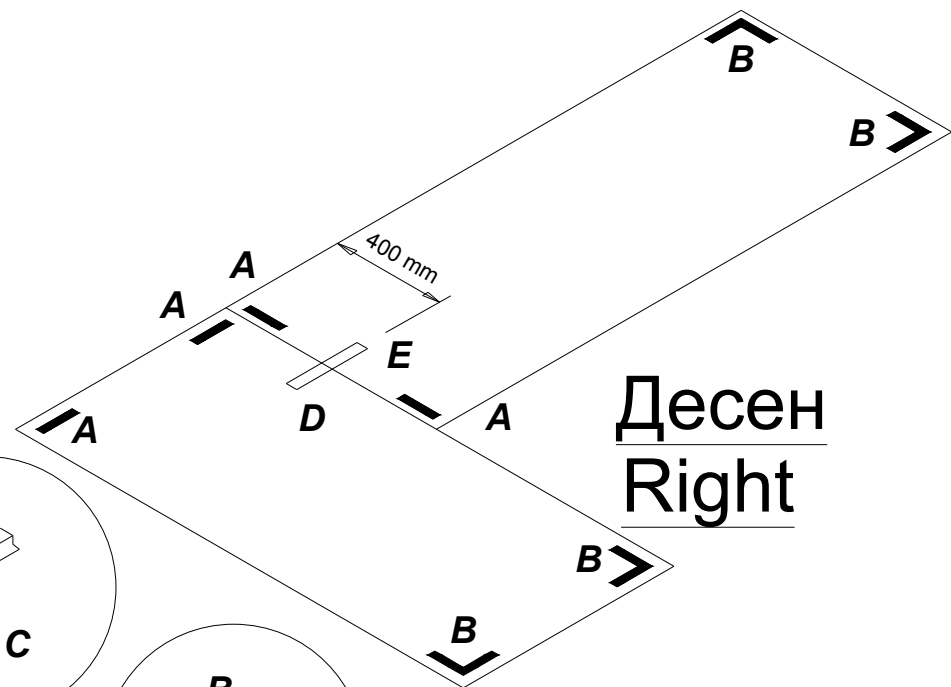


# Монтажна схема Installation manual



Крак прав, 4 бр. Straight leg, 4 pcs.	<b>A</b>	Крак ъглов, 4 бр. Corner leg, 4 pcs.	<b>B</b>	Винт 4x50, 20 бр. Screw 4x50, 20 pcs.	<b>C</b>
Насрещник, 1 бр. Female joint, 1 pcs.	<b>D</b>	Планка, 1 бр. Male joint, 1 pcs.	<b>E</b>	Винт 3.5x30, 10 pcs. Screw 3.5x30, 10 pcs.	<b>F</b>



За монтажа на краката и свързващият механизъм, Ви е нужен винтоверт или дрелка, и може да се извърши от 1 човек.

For the installation of the legs and connector you will need drill tool and could be done by 1 person.