

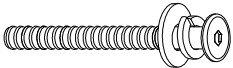

ASSEMBLY INSTRUCTIONS

MODEL : WM1781A-DT5

IMPORTANT NOTE :


- * PLACE ALL WOODEN PARTS ON A CLEAN AND SMOOTH SURFACE SUCH AS A RUG OR CARPET TO AVOID THE PARTS FROM BEING SCRATCHED.
- * BEFORE YOU BEGIN, KINDLY FOLLOW THE ASSEMBLY INSTRUCTIONS STEP BY STEP.

HARDWARE LIST

A	JCBB M8 x 80mm + S/W 5/16" + F/W 5/16" x 22mm	8PCS
		
B	ALLEN KEY M5	1PC
		

PART LIST

1	TABLE TOP	1PC
2	TABLE LEG	4PCS



COMPLETED TABLE ASSEMBLY.

