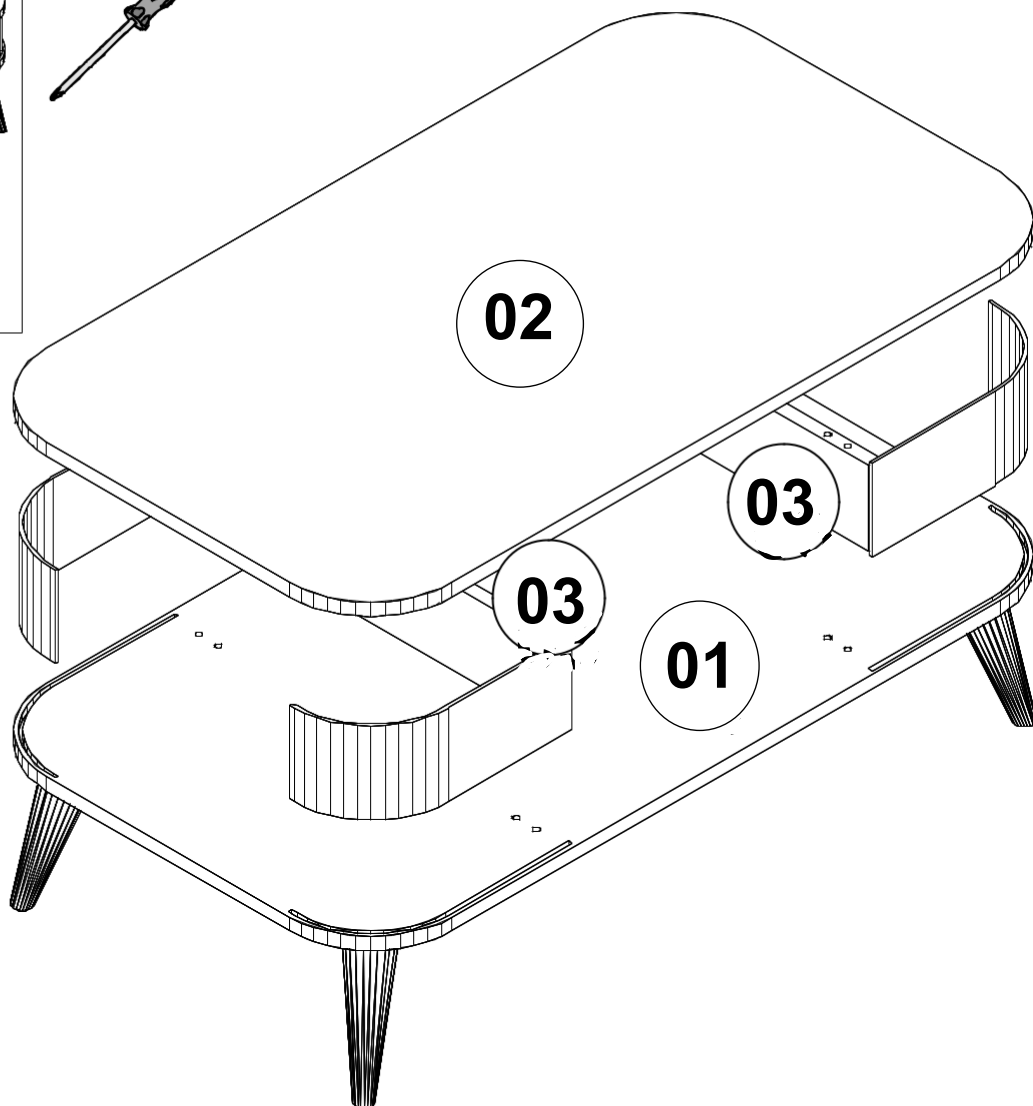
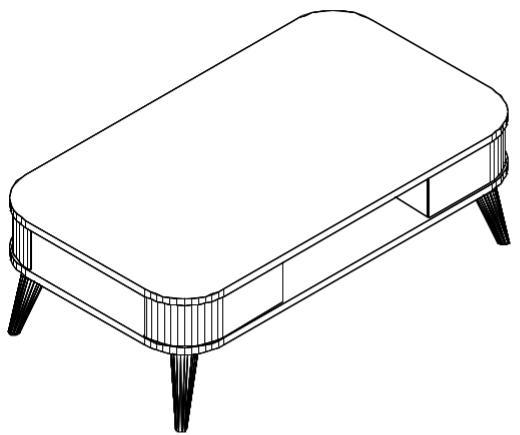








# ASSEMBLY GUIDE

# EYLÜL COFFEE TABLE

P1



## ACCESSORY LIST

Minifix Body  <b>A01 8x</b>	Minifix Mile  <b>A02 8x</b>	Dowel  <b>A03 8x</b>	3,5*18 Screw  <b>A10 16x</b>
Minifix Plug  <b>A04 8x</b>	Leg  <b>A36 4x</b>		

## LIST OF PARTS

NO	WIDTH	HEIGHT	THICKNESS	QTY
<b>1</b>	1050	600	18	1
<b>2</b>	1050	600	18	1
<b>3</b>	579	110	18	2

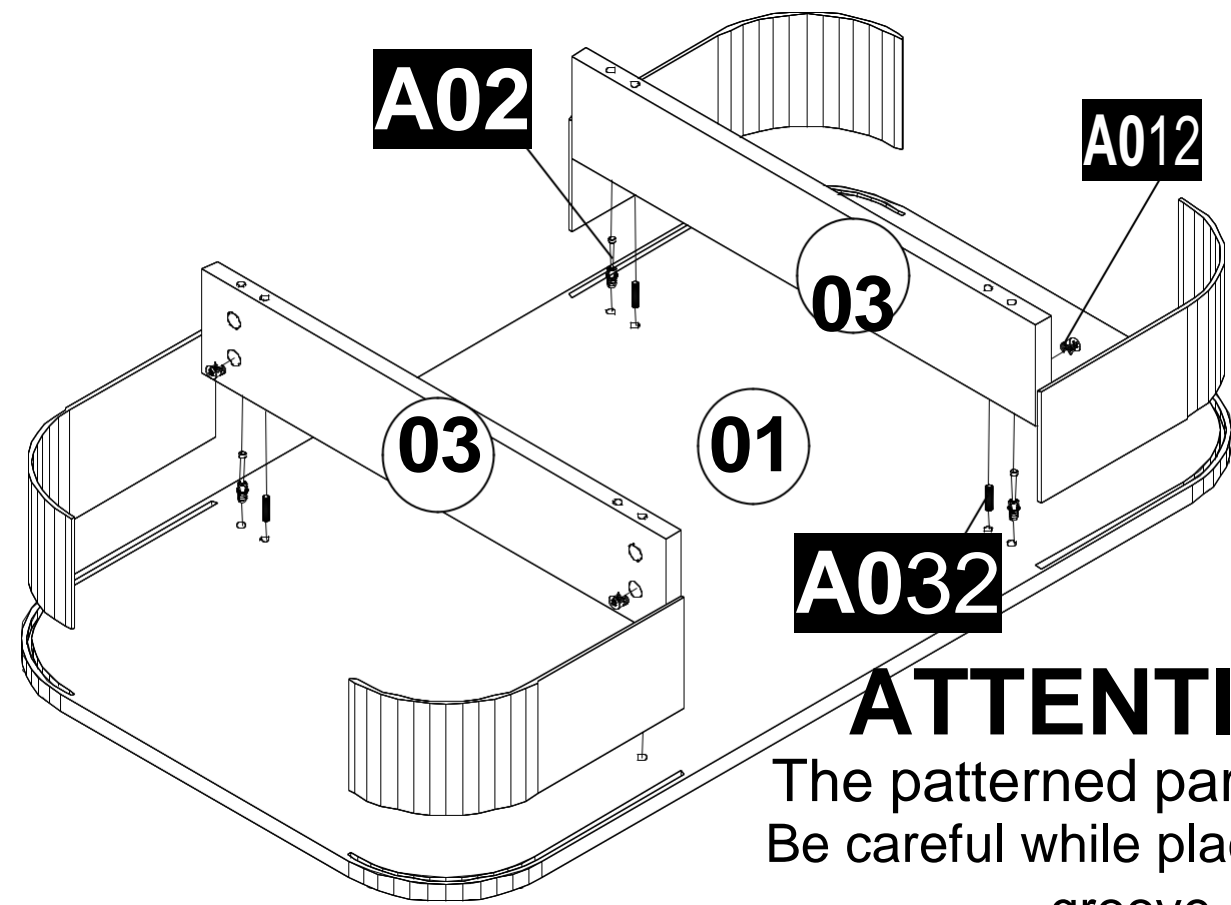
Dear Customer,

The product you bought was subjected to all sorts of tests and control before sending out to you. Even in this situation, sometimes happen that some component is damaged during the transportation. In such case please do not send the whole article back to us. Just request/order the damaged part. While requesting the required part, describe it exactly by looking to service card. Missing part will be sent to you as soon as possible. Before start assembling, please check the whole components and accessories according to the lists. After being sure that every part and accessory are okay and right, start assembling. Before start assembling, please clean all the components with a damp cloth. If you bought more than one product, to prevent confusion be sure that you completed the first product. Then start the other product's assembling. Never draw the products. While carrying, disassociate and lift the product and carry with minimum 2 people. For long distances carry the product with the package.

It is very easy to clean the surfaces of your product. It is enough to wipe with a damp and soapy cloth or other household cleaners.

Do not directly contact your furniture with excessive heat, cold and humidity because the product can be affected.

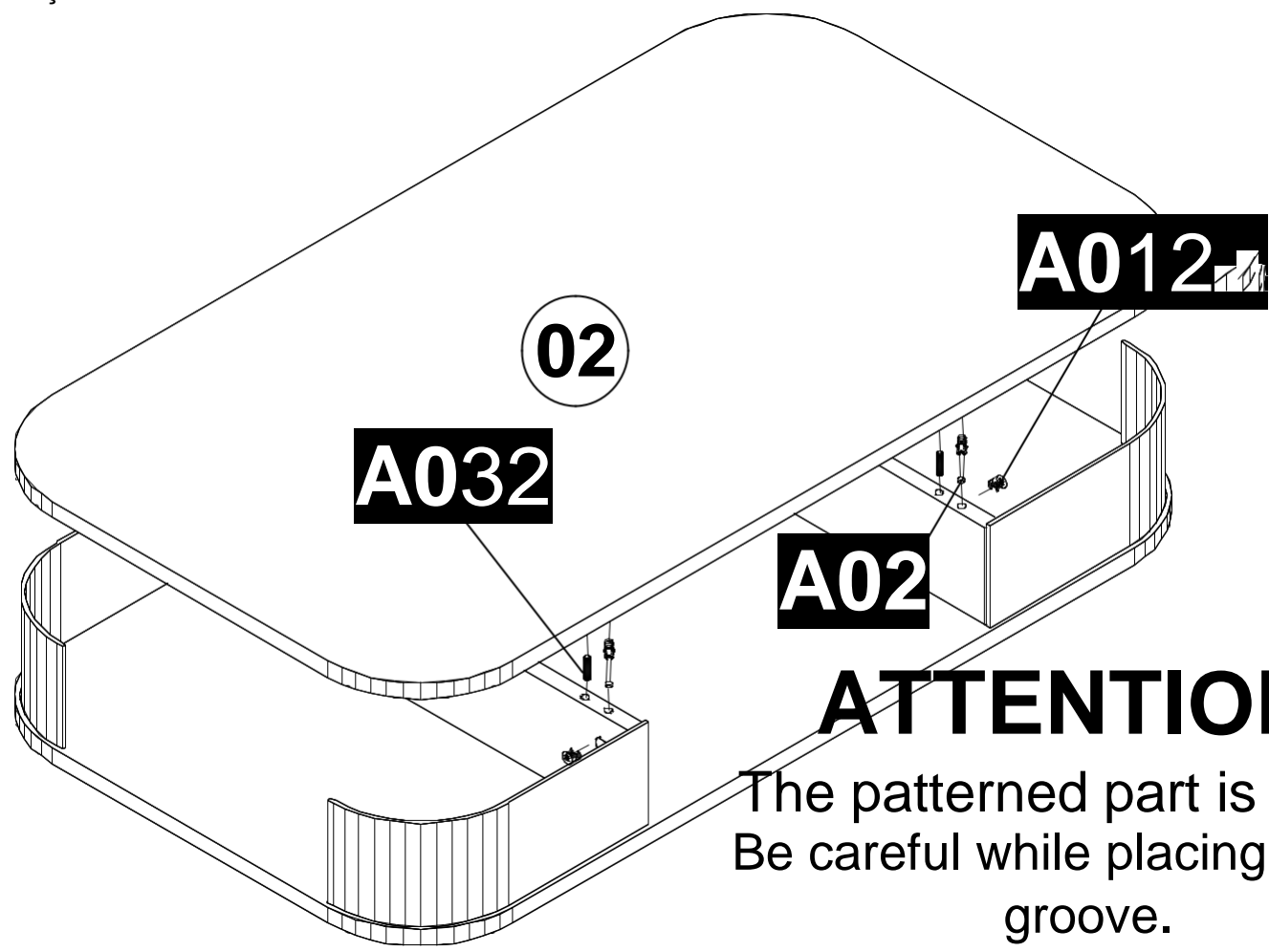
Do not use your furniture for out of purposes.



**ATTENTION !**

The patterned part is fragile.  
Be careful while placing it in the  
groove.

2. İŞLEM



**ATTENTION!**

The patterned part is fragile.  
Be careful while placing it in the  
groove.

