VİOLİN SCHREİBTİSCH
VİOLİN STUDY DESK
VİOLİN ÇALIŞMA MASASI

AUFBAUANLEİTUNG
ASSEMBLY MANUEL
MONTAJ VE KULLANIM KLAVUZU

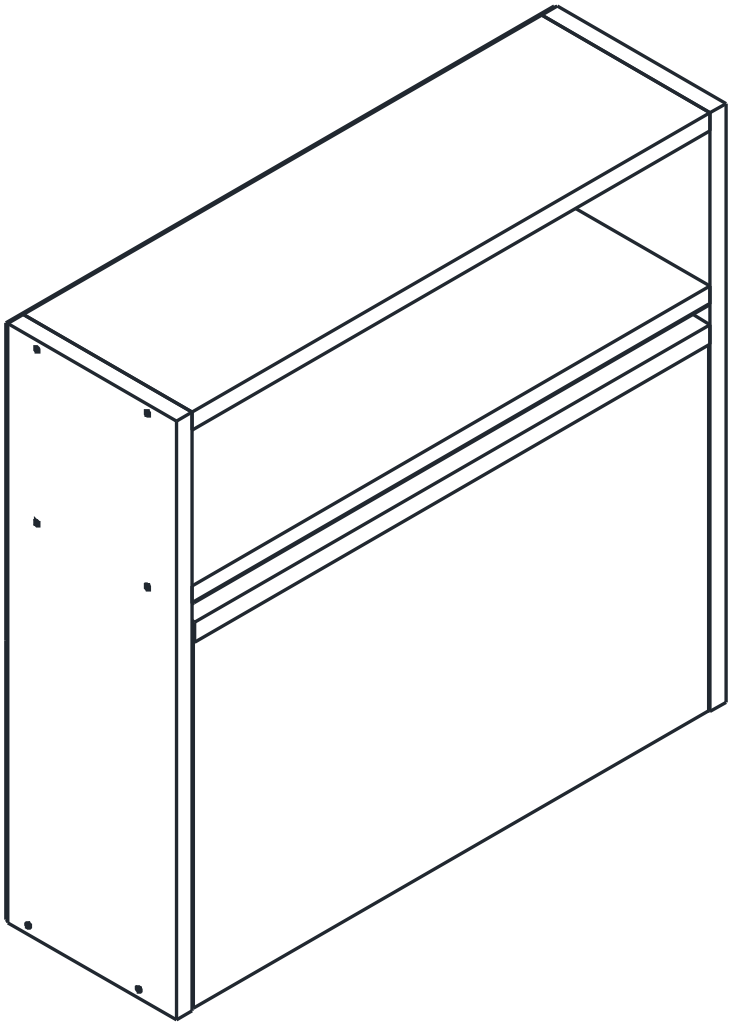

Um Ihnen einen besseren Service zu bieten und die nicht mehr benötigten Abfälle wieder in den Produktionsprozess zu bringen, unterstützen Sie bitte das Recycling ...
Vielen Dank, dass Sie sich für uns entschieden haben :)

In order to provide better service to you again and gain to the production process of the use of non-recycled waste material support, please let us ... Let us preserve the environment for a better WORLD....
Thank you for choosing us :)

Sizlere daha iyi hizmet verebilmek ve kullanım dışı kalan atık malzemelerin tekrar üretim süreçlerine kazandırılması için lütfen geri dönüşüme destek verelim...
Daha güzel bir DÜNYA için çevreyi koruyalım....
Bizi tercih ettiğiniz için teşekkür ederiz :)



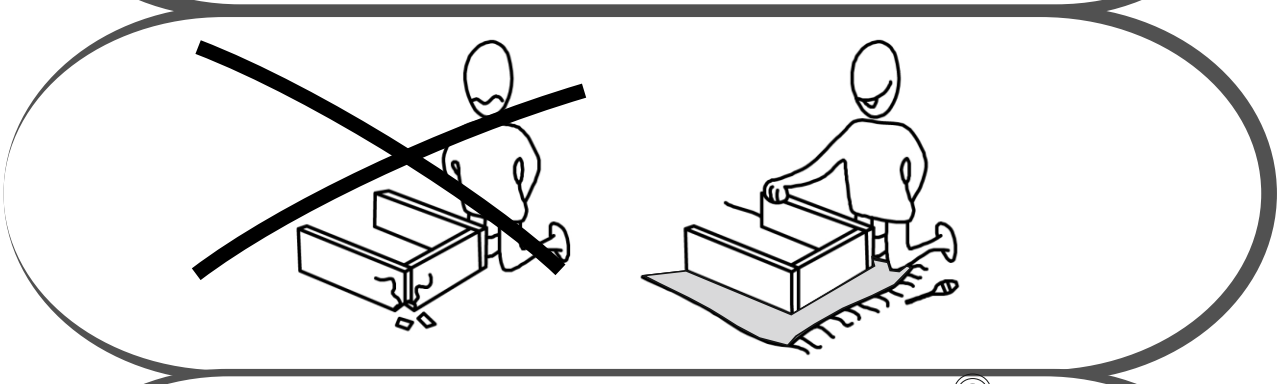



Sehr geehrte Kunden,
das von Ihnen gekaufte Produkt wurde vor der Lieferung einer gründlichen Qualitätskontrolle durchzogen. Trotz dessen kann es während dem Transport zu Schäden kommen. Bei so einem Falls brauchen Sie nicht das komplette Produkt zurückschicken, da wir Ihnen jedes Ersatzteil zuschicken können. Bitte beachten Sie dabei die auf der Aufbauanleitung verwendete Teilenummer, damit auch das richtige Teil geliefert werden kann.
Bevor Sie mit dem Aufbau anfangen, kontrollieren Sie bitte alle Teile nach Schäden und Vollständigkeit. Um gründlich zu arbeiten, können Sie die Teile mit einem trockenen Tuch abwischen. Fall Sie mehr wie ein Produkt gekauft haben, achten Sie darauf, die Produkte nacheinander aufzubauen, um ein Durcheinander zu verhindern. Achten Sie bitte beim transportieren der Teile darauf, diese nicht zu schleifen, sondern immer anzuheben, um Schäden zu verhindern. Bei einem längeren Transport empfehlen wir den Transpor t im Karton.
Zur Reinigung des Produktes reicht ein feuchtes Baumwolltuch und herkömmliche Haushaltsreiniger aus.
Bitte schützen Sie Ihr Produkt vor erhöhter Hitze, erhöhter Kälte und Feuchtigkeit. Nutzen Sie Ihr Produkt nur für den sinngemäßen Zweck.

Dear Customer,
The product you bought was subjected to all sorts of tests and control before sending out to you. Even in this situation, sometimes happen that some component is damaged during the transportation. In such case please do not send the whole article back to us. Just request/order the damaged part. While requesting the required part, describe it exactly by looking to service card. Missing part will be sent to you as soon as possible.Before start assembling, please check the whole components and accessories according to the lists. After being sure that every part and accessory are okay and right, start assembling. Before start assembling, please clean all the components with a damp cloth.If you bought more than one product, to prevent confusion be sure that you completed the first product. Then start the other product's assembling.
Never draw the products. While carrying, disassociate and lift the product and carry with minimum 2 people. For long distances carry the product with the package.
It is very easy to clean the surfaces of your product. It is enough to wipe with a damp and soapy cloth or other household cleaners.
Do not directly contact your furniture with excessive heat, cold and humidity because the product can be affected.

Sayın Müşterimiz,
Satınalmış olduğunuz bu ürün sizlere ulaşmadan önce tarafımızdan her türlü kontrol ve testlere tabii tutulmuştur. Bu durumda bile taşıma sırasında bazı parçaların zarar görmesi mümkündür. Böyle bir durum ile karşılaşırsanız ürünün tamamını geri göndermeyiniz. Sadece zarar gören parçayı isteyiniz. Gerekli parçayı isterken ise servis kartına bakarak tam olarak tanımlayınız. Eksik olan parça en hızlı şekilde tarafınıza gönderilecektir.
Montaja başlamadan önce kutulardan çıkan tüm parça ve aksesuarları listelere göre kontrol ediniz. Parça ve aksesuarların tam ve sağlam olduğunu tespit ettikten sonra montaja başlayınız.Montaja başlamadan önce her parçayı nemli bir bez ile temizleyiniz. Eğer birden fazla ürün aldıysanız herhangi bir karışıklığa sebeb vermemek için tek bir ürün montajını yaptıktan sonra diğer ürüne geçiniz.
Ürünleri hiçbir zaman sürterek taşımayınız. Ürünü kaldırarak ve sökerek en az iki kişi ile taşıyınız. Uzun mesafeli taşımalarda ürünü mutlaka paket ile taşıyınız.Almış olduğunuz mobilyalarınızın yüzeylerinin temizlenmesi çok kolaydır. Nemli ve sabunlu bir bez ile veya diğer ev temizleyicileriyle silmek yeterlidir.
Mobilyalar aşırı sıcak, soğuk ve nemden etkilendiklerinden, mobilyanızı bu faktörlerle direkt olarak temas ettirmeyiniz.
Mobilyanızı amacı dışında kullanmayınız.

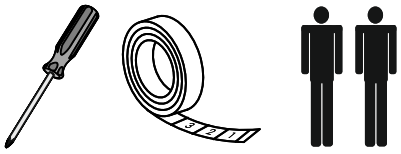

Erforderliche Werkzeuge zum Aufbau dieses Moduls
Bu modülün kurulumu için gerekli olan araçlar.
The necessary tools (not included)

Bu modülün kurulumu için gerekli olan araçlar.

ZUBEHÖRLİSTE/ACCESSORY LIST/AKSESUAR LİSTESİ

A09 4x50 YHB Vida 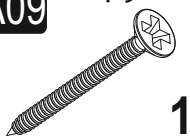 15x	A10 3,5x18 YHB Vida 22x	A19 Düşer Kapak Bar Makası Beyaz-Mekal 2x	A12 Düz Menteşe 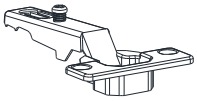 2x	A13 Menteşe Altlığı 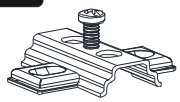 2x
A28 Arkalık Çivisi 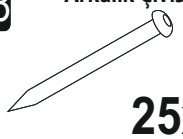 25x	A41 Dolap Askı "L" Demiri 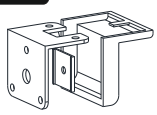 3x	A25 "H" Arkalık Çıtası 598 mm 1x	A16 Küçük Yapışkan Tapa Ana renk 12x	A63 Profil Kulp 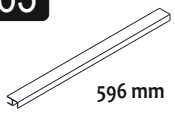 596 mm 1x
A23 Raf Pimi 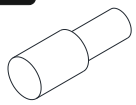 8x	A08 Ø8 Lik Dubel 3x			

Um die gewünschte Form laut Aufbauanleitung zu erhalten, ist es wichtig, während dem Zusammenbau des Produktes händisch nachzubessern (z. B. Vor dem Festschrauben die Ecken bündisch machen).

TEİLENUMMERN/GENERAL VIEW/PARÇA KODLAMA

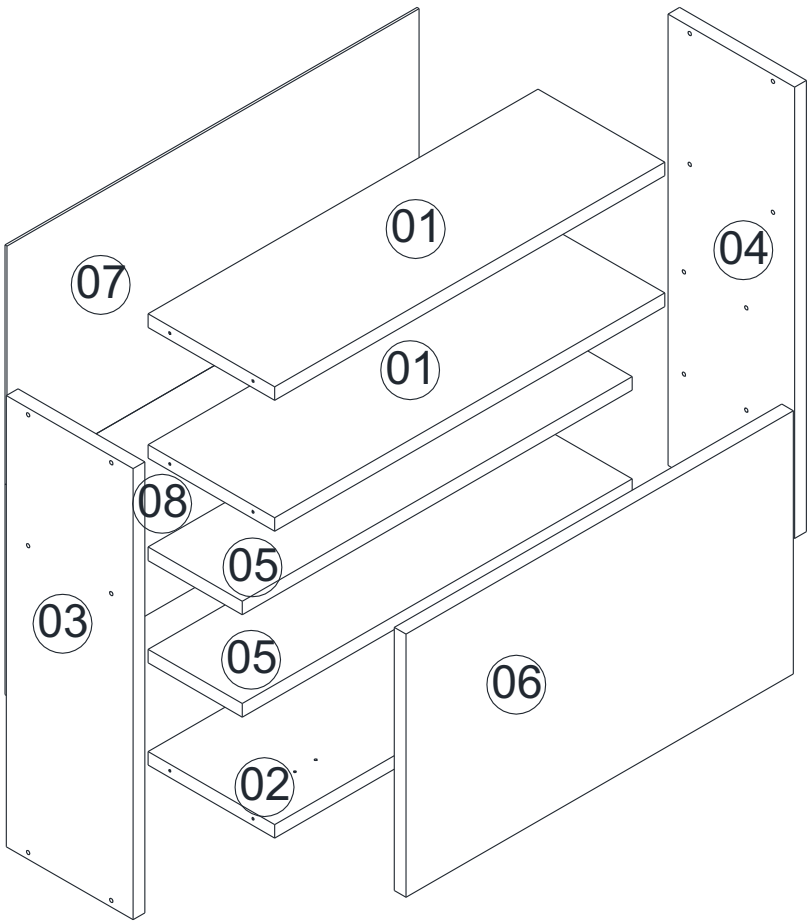

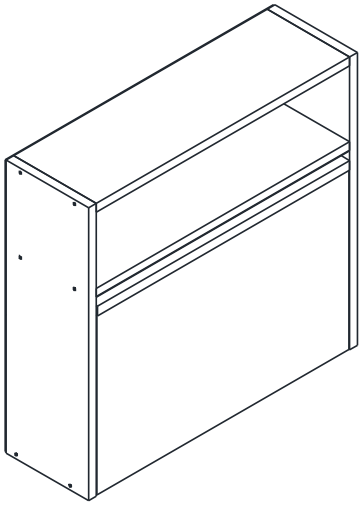

AUFBAUANLEİTUNG / ASSEMBLY MANUEL / MONTAJ KILAVUZU

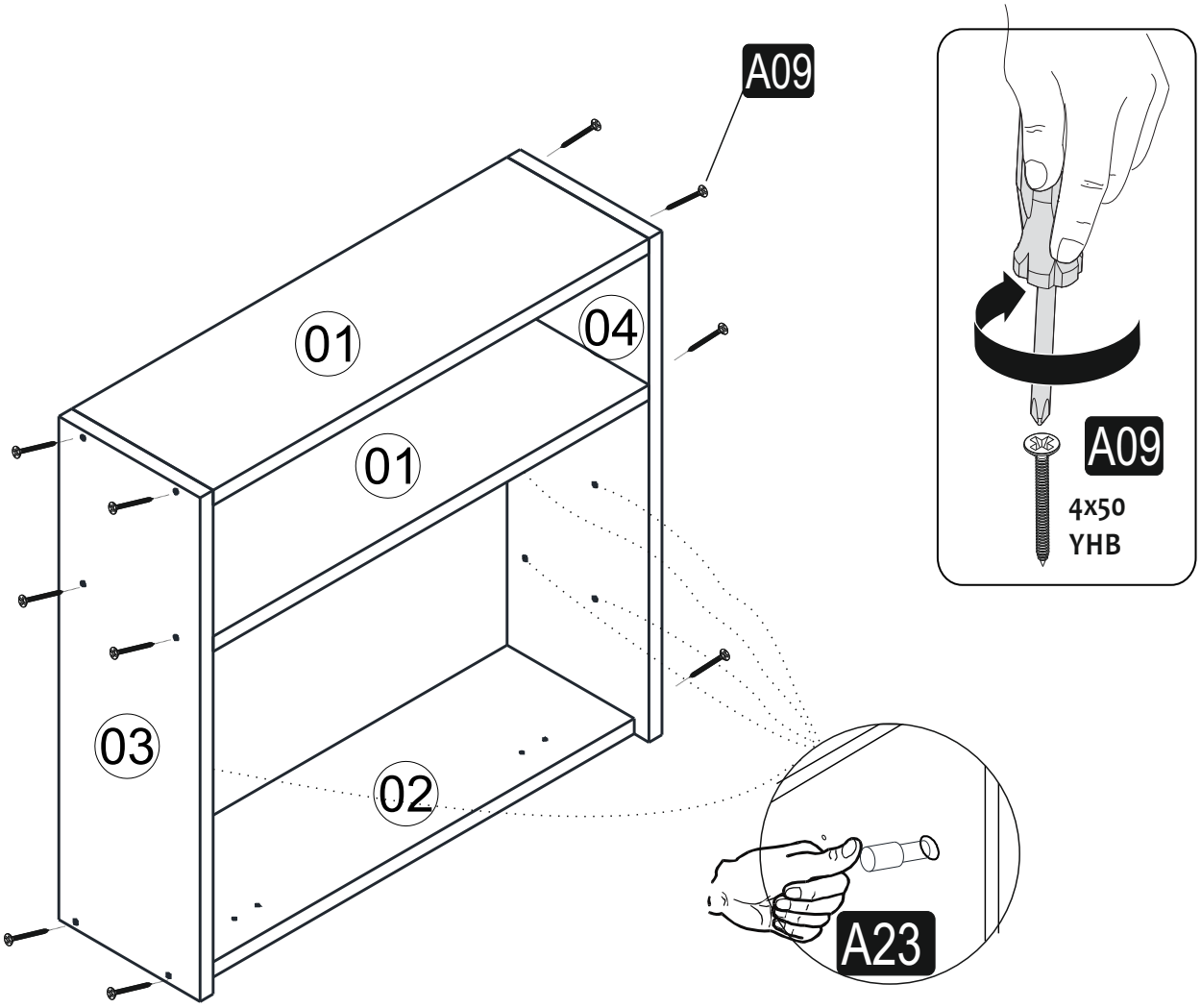

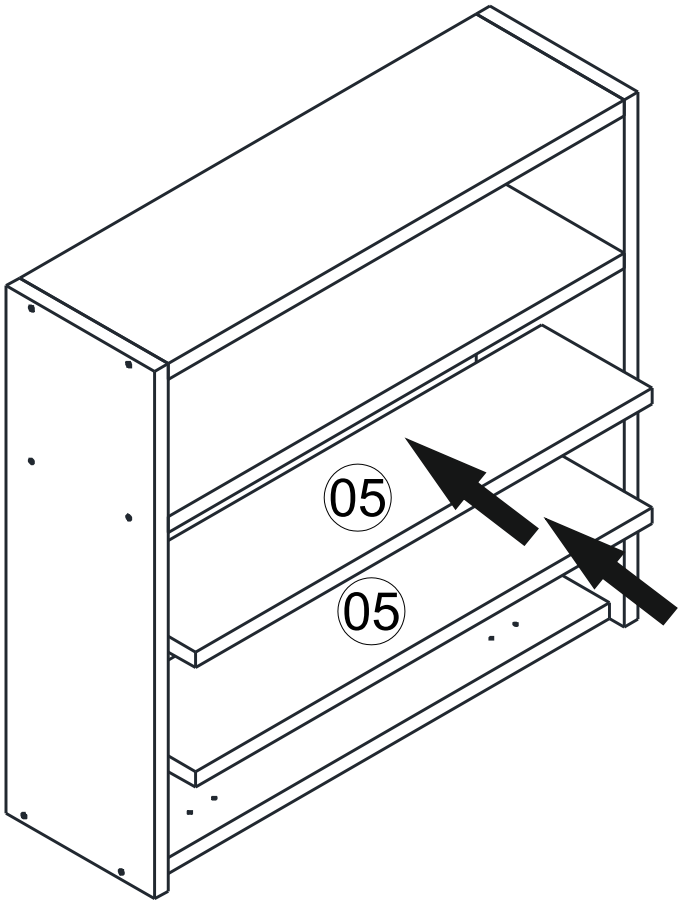

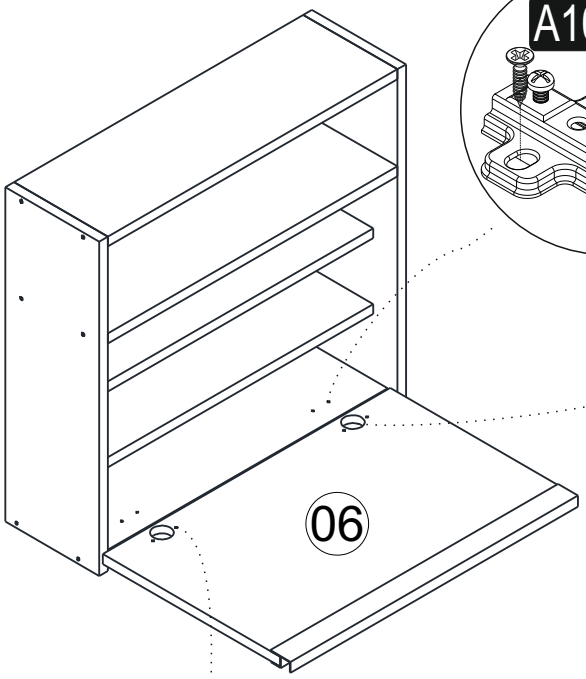
06

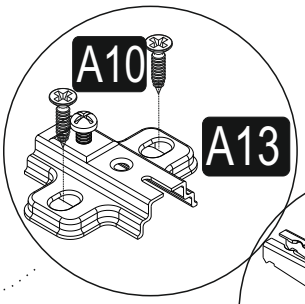
A10
A13

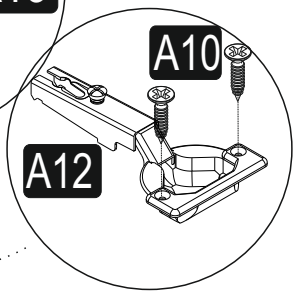
A10
A12

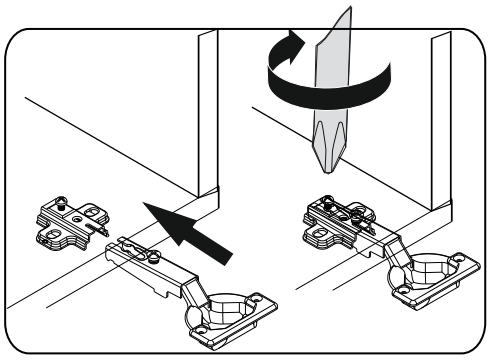

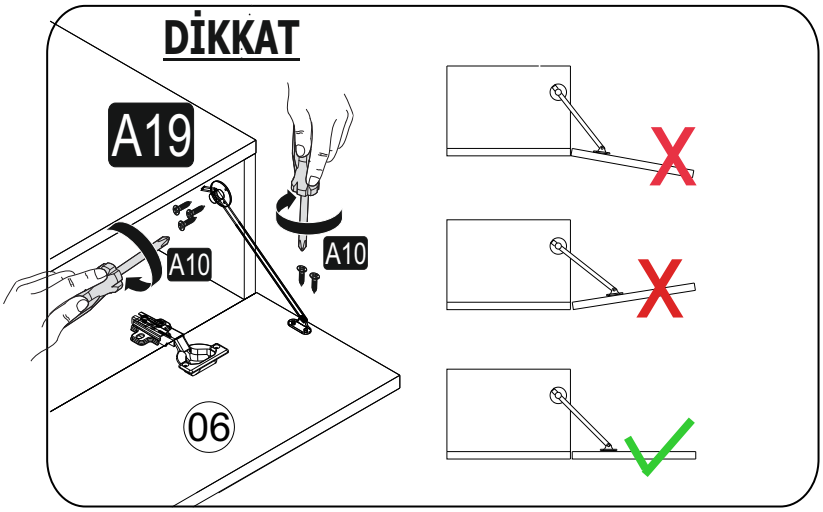
DİKKAT
A19
A10
A10
06

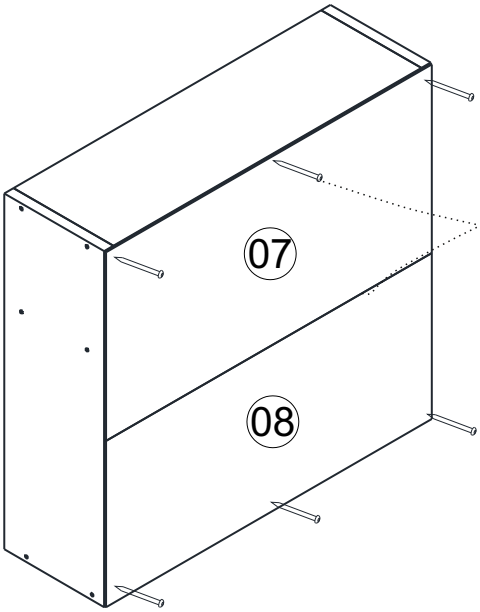
07
08

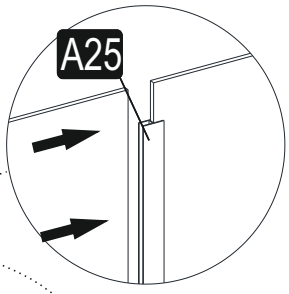
A25

A28

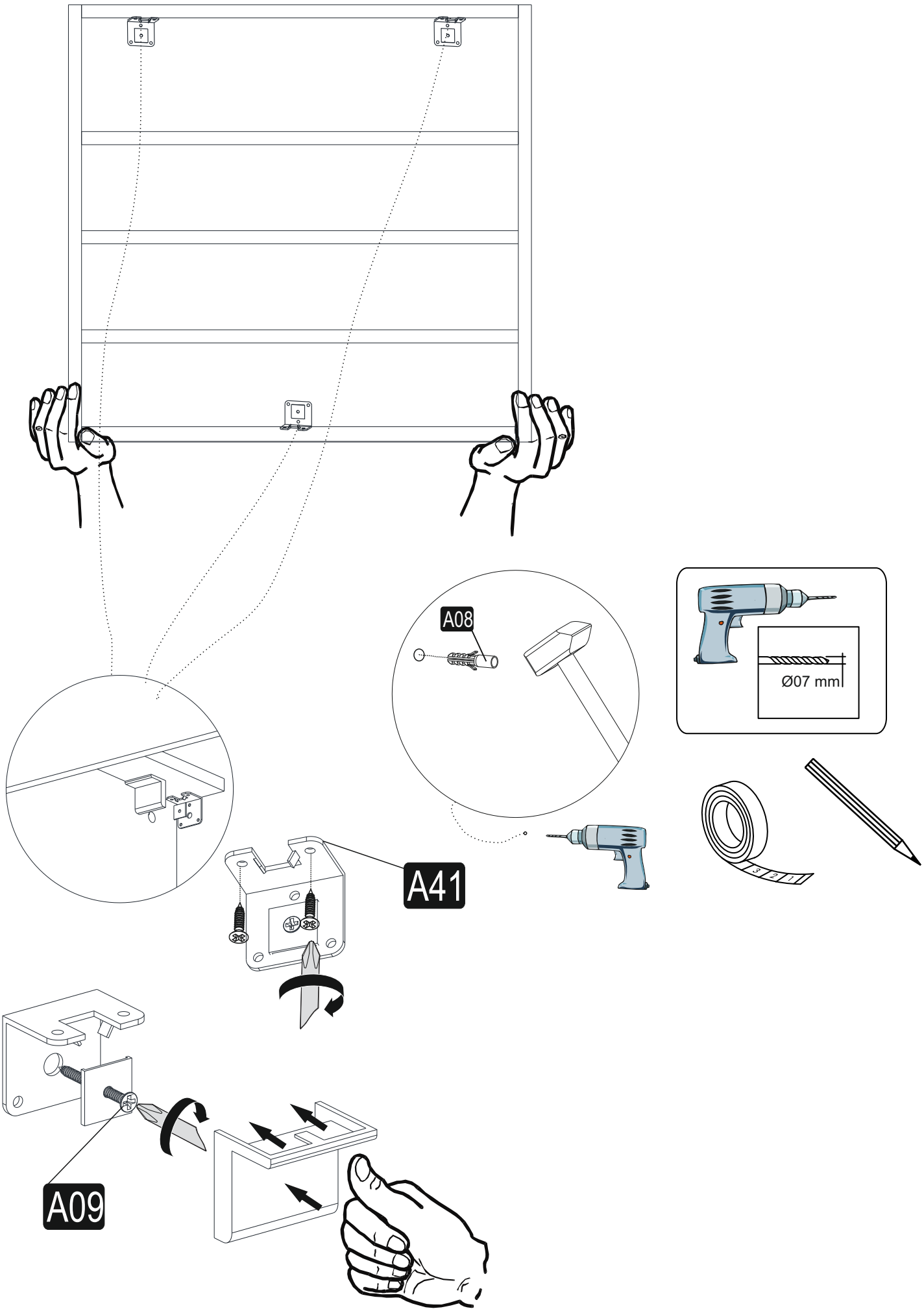
A08
Ø07 mm
A41
A09

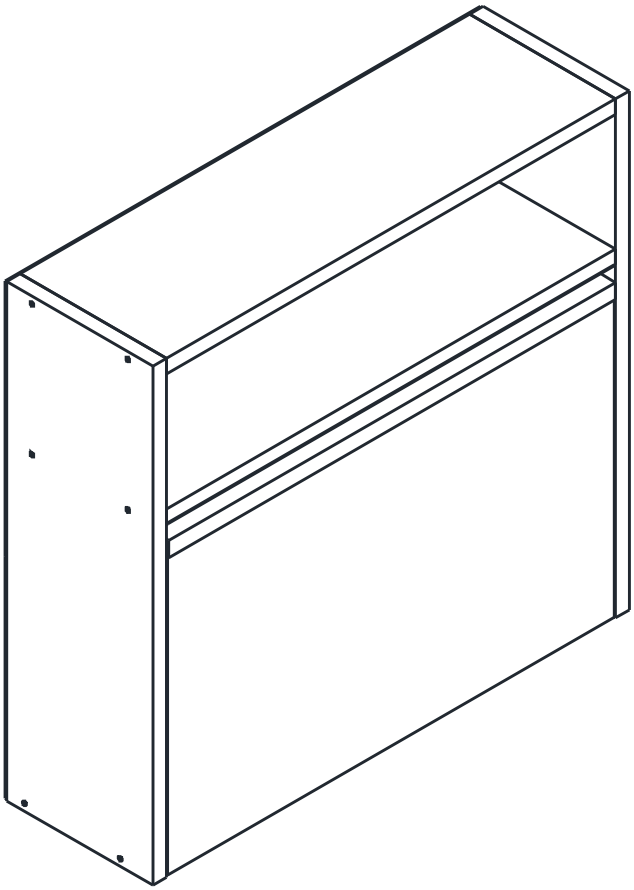

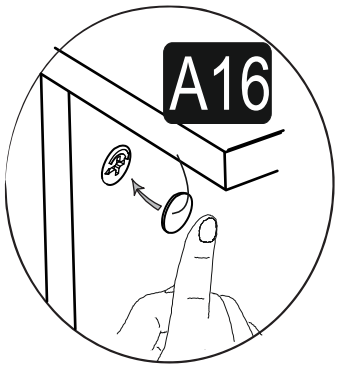

Haben Sie schon unsere anderen Produkte gesehen?
Have you seen our other products ?
Diğer ürünlerimizi gördünüz mü?