




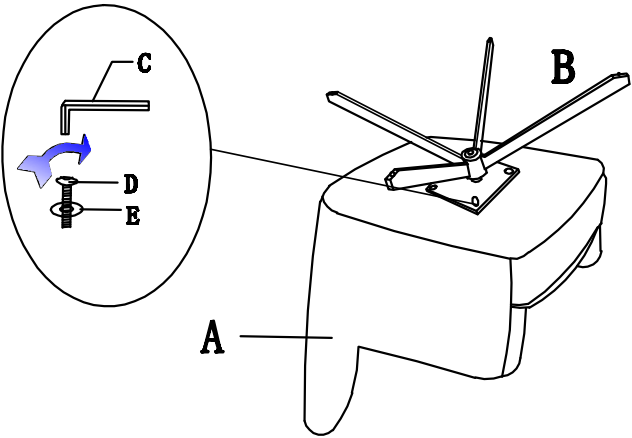


ASSEMBLY INSTRUCTION



ITEM	PART	NAME	QUANTITY
(A)		SEAT	1
(B)		METAL LEGS	1
(C)		ALLEN KEY	1
(D)		BOLT	4
(E)		WASHER	4



NOTE:
PLEASE PUT THE CHAIR ONTO A SOFT AND CLEAN SURFACE FOR ASSEMBLY.